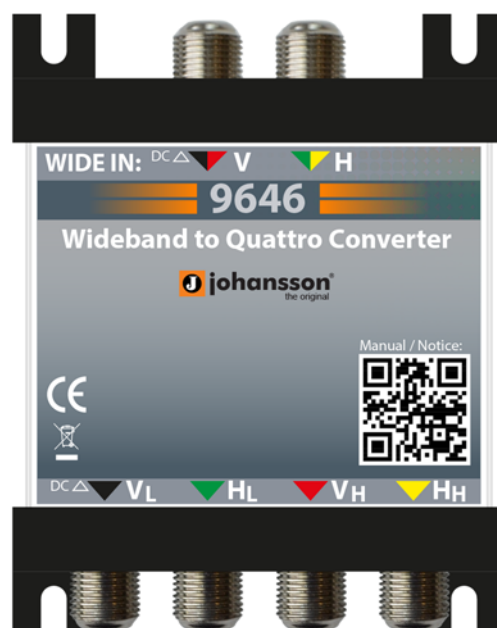




User Manual

Wideband to Quattro convertor 9646



CONTENTS

1. INSTALLATION OF THE HARDWARE	3
2. USE OF THE MODULE	3
3. TECHNICAL SPECIFICATIONS	4
4. SAFETY INSTRUCTIONS	5
5. CONDITIONS OF WARRANTY.....	6

No part of this manual may be copied, reproduced, transmitted, transcribed or translated into any language without permission.

Unitron reserves the right to change the specifications of the hardware and software described in these manuals at any time.

Unitron cannot be held liable for any damages resulting from the use of this product. Specifications are subject to change without notice. 10/16

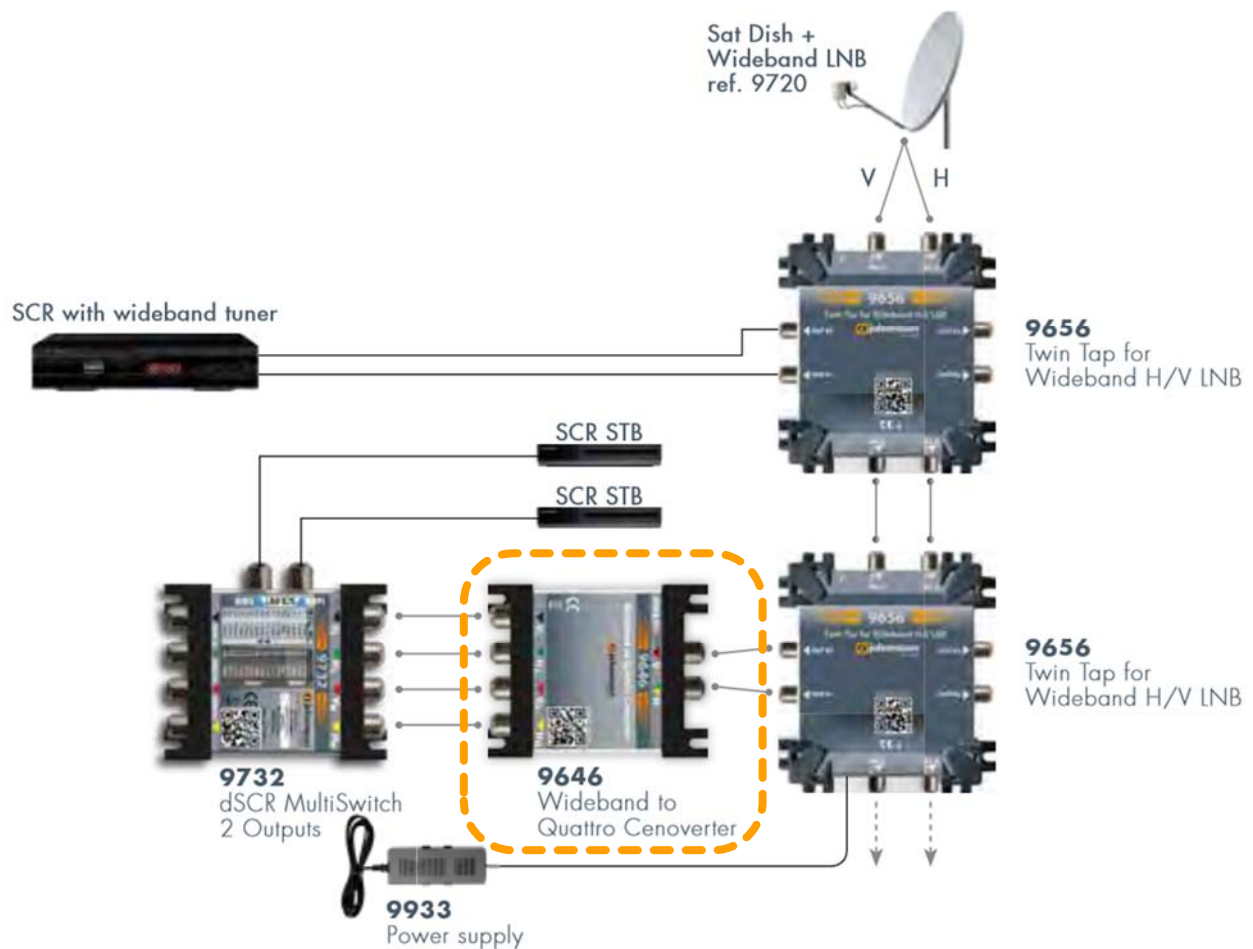
© Unitron - Frankrijklaan 27 - B-8970 Poperinge - Belgium

T +32 57 33 33 63 **F** +32 57 33 45 24

email sales@johansson.be

www.johansson.be - www.unitrongroup.com

1. INSTALLATION OF THE HARDWARE



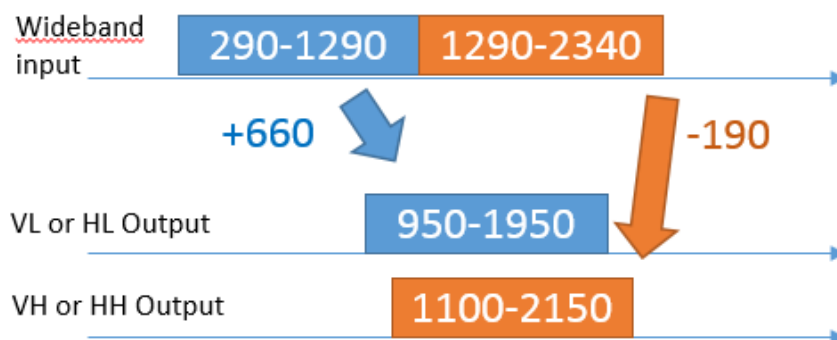
2. USE OF THE MODULE

This Wideband to Quattro convertor allows you to make a hybrid installation where classic 4-wire applications (with Quattro or quad LNBs) coexist with new 2-wire wideband applications.

When upgrading your classic Quattro or Quad LNB to a wideband LNB, which will support the newest multi-tuner STBs, the 9646 enables you to keep using the classic STBs.

Basically, the 9646 converts both wideband polarities (V & H / 290-2340MHz) back into the standard 4 polarities (VL, HL, VH, HH / 950-2150MHz).

The 9646 can be connected directly to the wideband LNB or further down the trunks, by using for instance a wideband tap (Johansson ref. 9656).



Important : DC must be provided on VL to power the 9646 and the wideband LNB (DC power pass from VL to V).

3. TECHNICAL SPECIFICATIONS

9646		
Inputs	-	2
Outputs	-	4
Input frequency (MHz)	MHz	290 – 2340
Output frequency (MHz)	MHz	950 - 2150
Input/output connectors	Ohm	75 (F type Female)
Output level	dBμV	55 to 80
Input level	dBμV	54 to 79
Conversion gain	dB	0 to 5
Isolation	dB	26
Return loss	dB	>=8 (Typ 12)
Band and polarity	-	V : Vertical 290-2340MHz input H : Horizontal 290-2340MHz input VL : Vertical low-band 950-1950MHz output HL : Horizontal low-band 950-1950MHz output VH : Vertical hi-band 1100-2150MHz output HH : Horizontal hi-band 1100-2150MHz output
DC input voltage	V	10 – 20
Max DC current consumption	mA	< 150 @ 20 Volt
Power supply	-	From STB or multiswitch (VL)
Dimensions	mm	90x80x40

4. SAFETY INSTRUCTIONS



Read these instructions carefully before connecting the unit



To prevent fire, short circuit or shock hazard:

- Do not expose the unit to rain or moisture.
- Install the unit in a dry location without infiltration or condensation of water.
- Do not expose it to dripping or splashing.
- Do not place objects filled with liquids, such as vases, on the apparatus.
- If any liquid should accidentally fall into the cabinet, disconnect the power plug.



To avoid any risk of overheating:

- Install the unit in a well aery location and keep a minimum distance of 15 cm around the apparatus for sufficient ventilation
- Do not place any items such as newspapers, table-cloths, curtains, on the unit that might cover the ventilation holes.
- Do not place any naked flame sources, such as lighted candles, on the apparatus
- Do not install the product in a dusty place
- Use the apparatus only in moderate climates (not in tropical climates)
- Respect the minimum and maximum temperature specifications



To avoid any risk of electrical shocks:

- Connect apparatus only to socket with protective earth connection.
- The mains plug shall remain readily operable
- Pull out power plug to make the different connections of cables
- To avoid electrical shock, do not open the housing of adapter.



Maintenance



Only use a dry soft cloth to clean the cabinet.



Do not use solvent



For repairing and servicing refer to qualified personnel.



Dispose according your local authority's recycling processes

5. CONDITIONS OF WARRANTY

Unitron N.V. warrants the product as being free from defects in material and workmanship for a period of 24 months starting from the date of production indicated on it. See note below.

If during this period of warranty the product proves defective, under normal use, due to defective materials or workmanship, Unitron N.V. at its sole option, will repair or replace the product. Return the product to your local dealer for reparation

THE WARRANTY IS APPLIED ONLY FOR DEFECTS IN MATERIAL AND WORKMANSHIP AND DOES NOT COVER DAMAGE RESULTING FROM:

- Misuse or use of the product out of its specifications.
- Installation or use in a manner inconsistent with the technical or safety standards in force in the country where the product is used
- Use of non-suitable accessories (power supply, adapters...).
- Installation in a defect system.
- External cause beyond the control of Unitron N.V. such as drop, accidents, lightning, water, fire, improper ventilation...

THE WARRANTY IS NOT APPLIED IF

- Production date or serial number on the product is illegible, altered, deleted or removed.
- The product has been opened or repaired by a non-authorized person.

NOTE

Date of production is YYWW format, example 1447 = year 2014 – week 47.
For the serial number barcodes, the date corresponds to the 4 first numbers



www.unitrongroup.com

UNITRON NV
Frankrijklaan 27
B-8970 Poperinge
Belgium

T +32 57 33 33 63
F +32 57 33 45 24

sales@johansson.be
www.johansson.be

 **HERINK**
E L E K T R O

Elektro HERINK s.r.o.
Wenzigova 79/8
301 00 Plzeň

tel.: +420 377 222 255

obchod@elektroherink.cz

www.elektroherink.cz